



IntesisBox[®]

KNX – Toshiba AC

Gateway for integration of Toshiba Air Conditioners with KNX control systems.

1. Main Features

- Direct connection to KNX TP-1 (EIB) bus.
- Direct connection to Toshiba indoor unit's TCC-Link connector.
- Configuration is made directly from ETS. The database of the device comes with a complete set of communication objects allowing, from a simple and quick integration using the basic objects, to the most advanced integration with monitoring and control of all the AC unit's parameters.
- Model available:
 - Ref. TO-AC-KNX-16, supporting up to 16 indoor units.
 - Ref. TO-AC-KNX-64, supporting up to 64 indoor units.

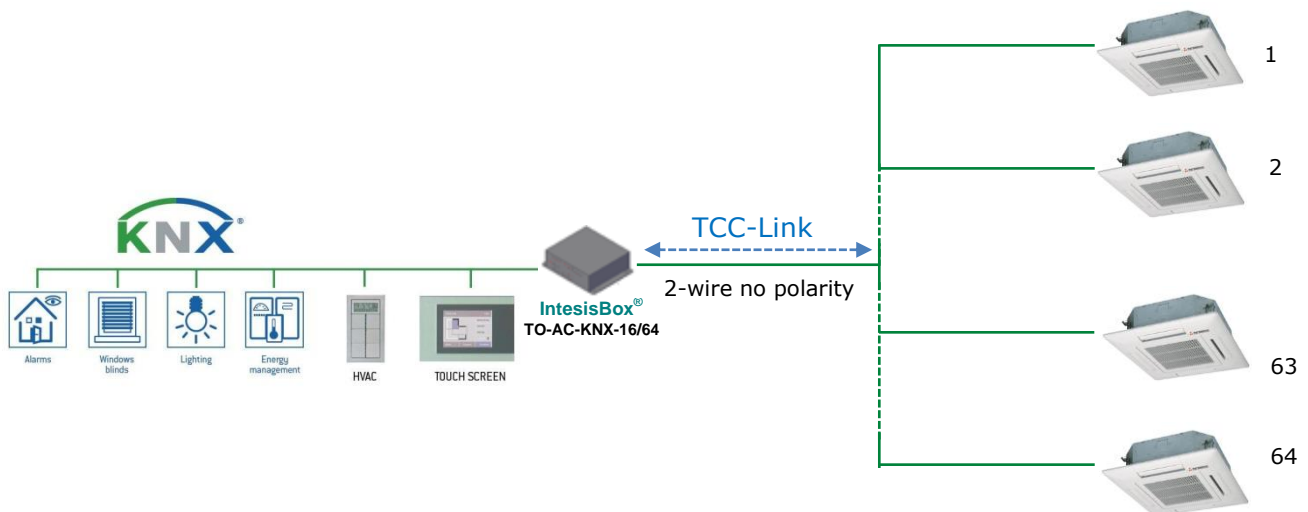


Figure 1.1 Typical System integration using the *IntesisBox[®] KNX – Toshiba AC*

2. Communication objects

The ETS database of the device comes with multiple communication objects allowing great flexibility of integration.

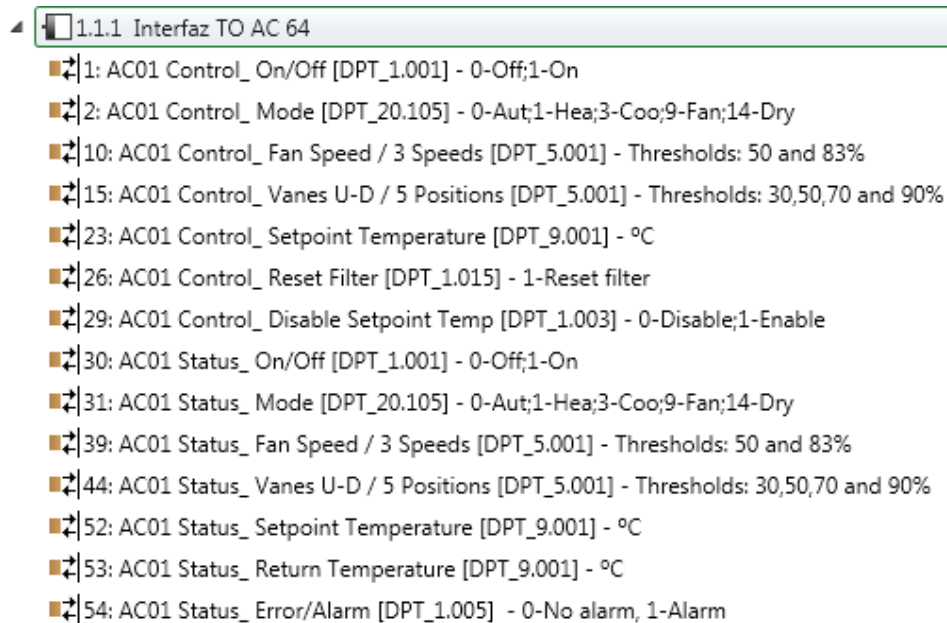


Figure 2.1 Communication objects example

3. Parameters

Multiple parameters can be configured to ensure the maximum flexibility for the integration, not only in functionality of the device but in visibility of objects in ETS for a more comfortable integrator's work.

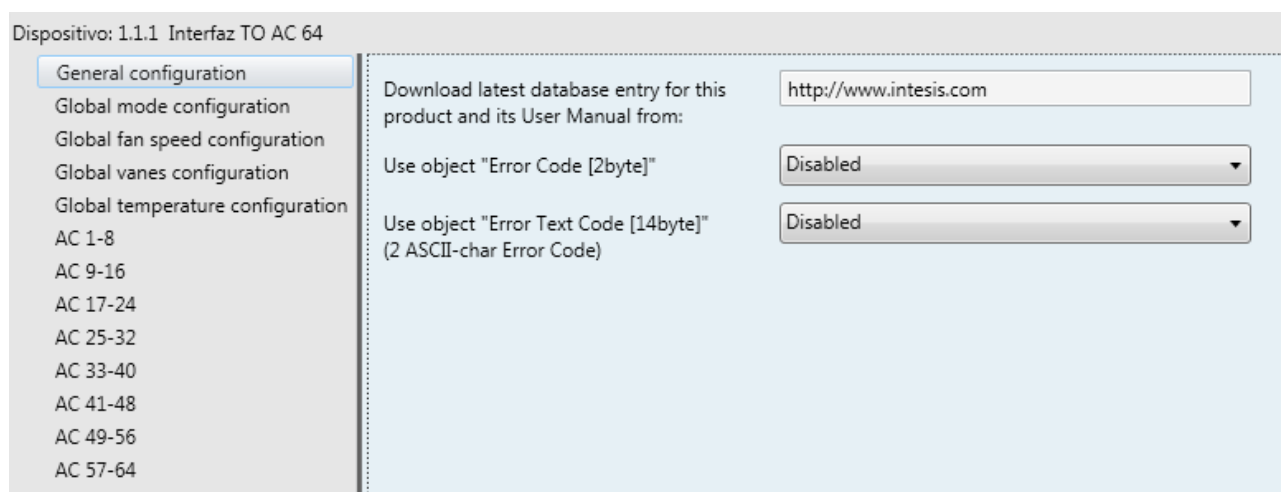


Figure 3.1 Parameters dialog

4. Technical features



Figure 4.1 IntesisBox[®] KNX – Toshiba AC perspective view

Enclosure	Industrial sheet metal. Size: 217mm x 147mm x 90mm. Weight: 2025gr
Color	Gray metalized.
Power	100 to 240VAC~ 50 to 60Hz 5W max. Power connector: C14 (male) ¹
Fuse	250 V 1.5A Dimensions: 20x5mm
Terminal wiring (for low-voltage signals)	Per terminal: solid wires or stranded wires (twisted or with ferrule) 1 core: 0.75mm ² ... 1.25mm ² 2 cores: 0.75mm ² ... 1.25mm ² 3 cores: not permitted
Mounting	Wall (see Figure 5.2)
KNX port	1 x KNX TP1 (EIB) opto-isolated (Plug-in screw terminal block 2 poles)
TCC-LINK port	1 x TCC-LINK connector (Plug-in screw terminal block 2 poles "A" "B"). SELV
LED indicators	5 x Toshiba Interface (POWER, RS485, TCC-LINK, ERROR, TEST) 1 x KNX port link and activity
Push buttons	1 x KNX programming button
Operational temperature range	0°C to +40°C
Operational humidity range	5% to 95%, non condensing
Protection	IP20 (IEC60529).
RoHS conformity	Compliant with RoHS directive (2002/95/CE).
Norms and standards	CE conformity to EMC directive (2004/108/EC) and Low-voltage directive (2006/95/EC) EN 61000-6-1; EN 61000-6-3; EN 60950-1; EN 50491-3

¹ A power cable with connector C14 male 1,6 meters long is supplied with the device.

5. Dimensions



Figure 5.1 External dimensions (mm) – Perspective view




Figure 5.2 Screw holes size and spacers (mm) – Top view