

GE Lighting Controls

GE Aware™

Passive Infrared Ceiling Low Voltage Occupancy Sensor

CIR-xx-360-D



Overview

GE Passive Infrared ceiling sensors can be used individually or in combination to provide lighting control and integration with HVAC control throughout a building.

PIR Technology

The sensor's segmented lens divides the field of view into sensor zones, and detects the changes in temperature that are created when a person, or part of a person as small as a hand, passes into or out of a sensor zone.

The lights will remain ON as long as the sensor detects movement through the detector zones. When no motion is detected, lights are switched OFF following a preset time delay.

The GE Passive Infrared ceiling sensor has an ambient light level sensor. Using the DIP Switches located on the back of the unit, the user can select the ambient light level above which artificial light is not required. If ambient light is above this level when motion is detected, the sensor will keep the lights OFF until the ambient light falls below this level. If this level is reached while the lights are ON, the sensor will switch the lights OFF.

The technology contained within sensor continuously self-adjusts sensitivity and time-delay automatically and immediately in response to occupant behavior. There is no need for time consuming manual adjustments or to "learn" behavior patterns over extensive periods of time.

Ordering

Product Code	Description	Color	Coverage	Field of View
63270	CIR-05-360-D	White	Up to 450 sq. ft.	360°
63272	CIR-15-360-D	White	Up to 1200 sq. ft.	360°

Specifications

Technology: Passive Infrared (PIR)

Electrical Ratings:

Input:

- 10-30VDC from GE Switchpack or GE System. Maximum current needed is 25mA per sensor.

Output:

- Open collector output to switch up to ten GE Switchpacks.
- Isolated Form C Relay
- Isolated Form C Relay Ratings: 1A 30VDC/VAC

Operating Environment:

- Temperature: 60° F – 80° F (15° C – 26° C)
- Relative Humidity: up to 95% non-condensing
- For indoor use only

Time Delays: Self-Adjusting from 10 min. to 30 min.

Housing:

- Medium impact injection molded housing. ABS resin complies with UL 94V0. Paintable off-white.

Size:

- 4.7" diameter, 1.5" deep (119.4mm x 38.1mm)

Daylight sensor:

- 10 fc - 150 fc user selectable

LED Indicators: Red LED indicates PIR detection.

Operating Modes:

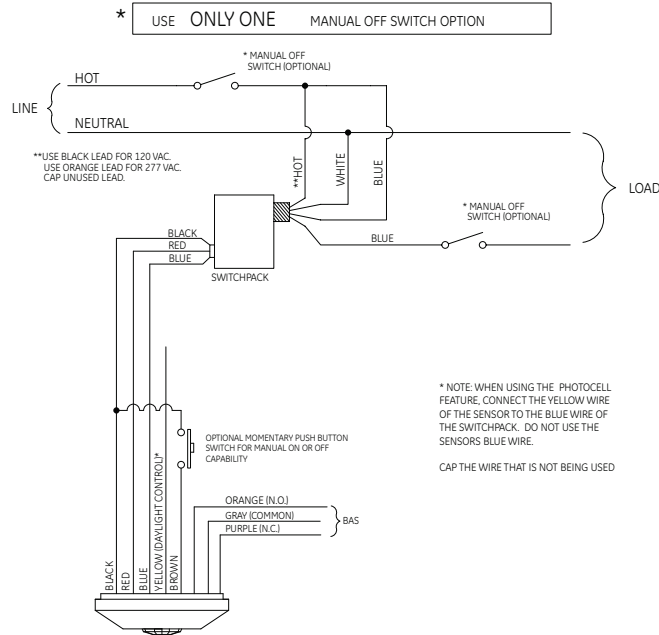
Automatic ON/Automatic OFF
Manual ON/Automatic OFF



Wiring Diagram (consult instruction sheet for other wiring options)

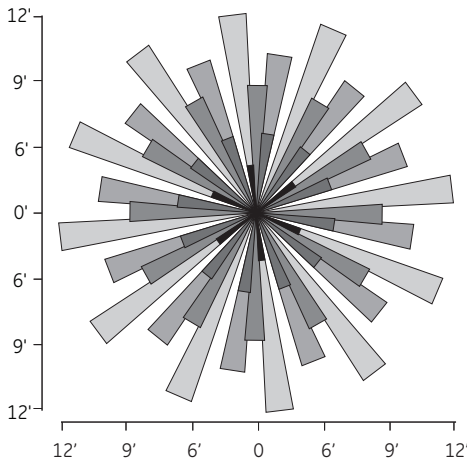
CIR-xx-360-D

WARNING
Risk of electric shock
 • Turn power off before servicing
 • Install per National Electric Code

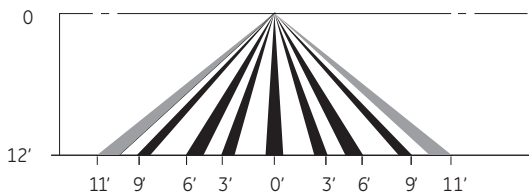


Coverage CIR-05-360-D

TOP VIEW



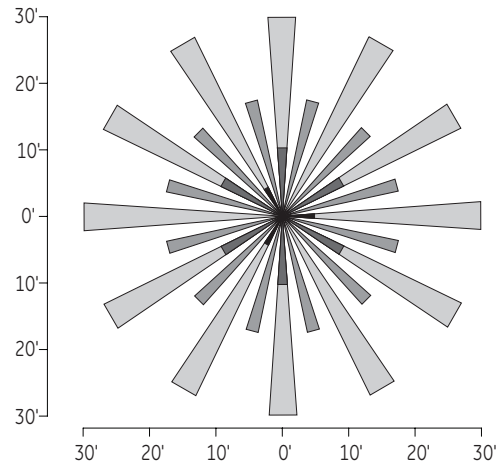
SIDE VIEW



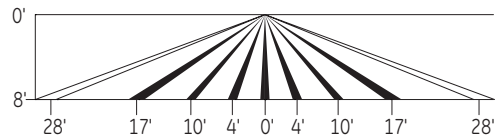
CIR-15-360-D

Major Minor

TOP VIEW

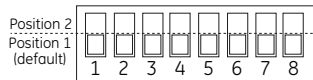


SIDE VIEW



Settings

	1	2	3	4	5	6	7	8
	On Mode	Lighting Sweep	Time Delay	Override	Daylight Logic	Light Level A	Light Level B	Light Level C
Position 2	Manual On	Enabled	30 minutes	Override	Full Logic	Enabled	Enabled	Enabled
Position 1	Auto On	Not Enabled	Self Adjusting	Normal	Half Logic	Not Enabled	Not Enabled	Not Enabled



Light Level Settings			
	A	B	C
150 fc	↓	↓	↓
100 fc	↓	↓	↑
70 fc	↓	↑	↓
50 fc	↓	↑	↑
30 fc	↑	↓	↓
20 fc	↑	↓	↑
10 fc	↓	↓	↑
Not Enabled	↑	↑	↑