


## FieldServer Data Sheet - EZ Gateway FS-EZX-MOD-BAC

*EZ Gateway is a high performance, low cost Building and Industrial Automation multi-protocol gateway providing Integrators quick multi-protocol deployment of field protocols; enabling the Integrator to commission the gateway with ease.*



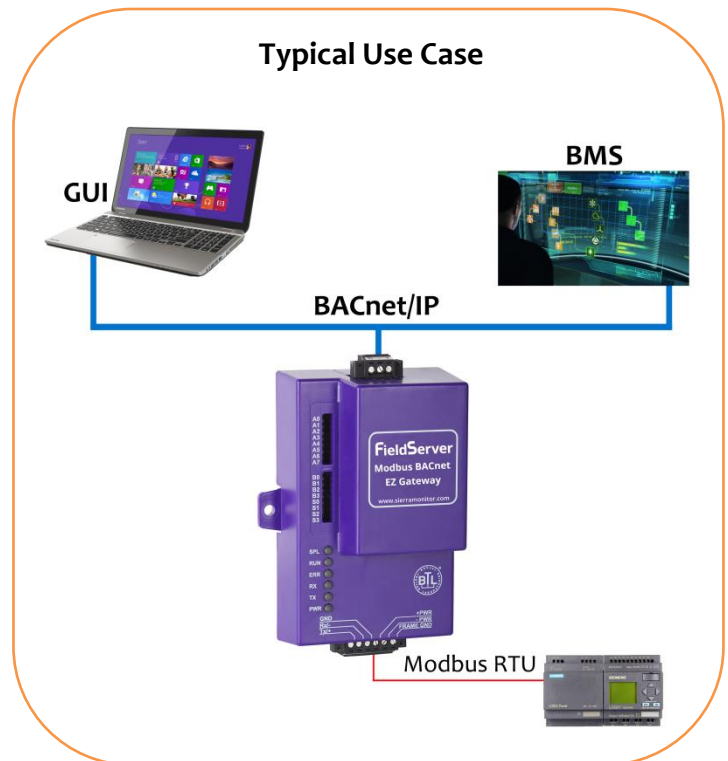
The EZ Gateway offers System Integrators the tried and tested FieldServer protocols in an easy to use Modbus to BACnet Gateway. With the Profile Web Configuration interface, profiles can be built in the field or in the office to be used time and time again on any EZ Gateway.

EZ Gateway is the instant answer to an Integrator's needs to meet Modbus integration demands. As an example, both Serial ports can be used, allowing up to 64 Modbus RTU devices to be connected to one EZ Gateway. Modbus TCP/IP allows for fast responses from field devices using concurrent polling.

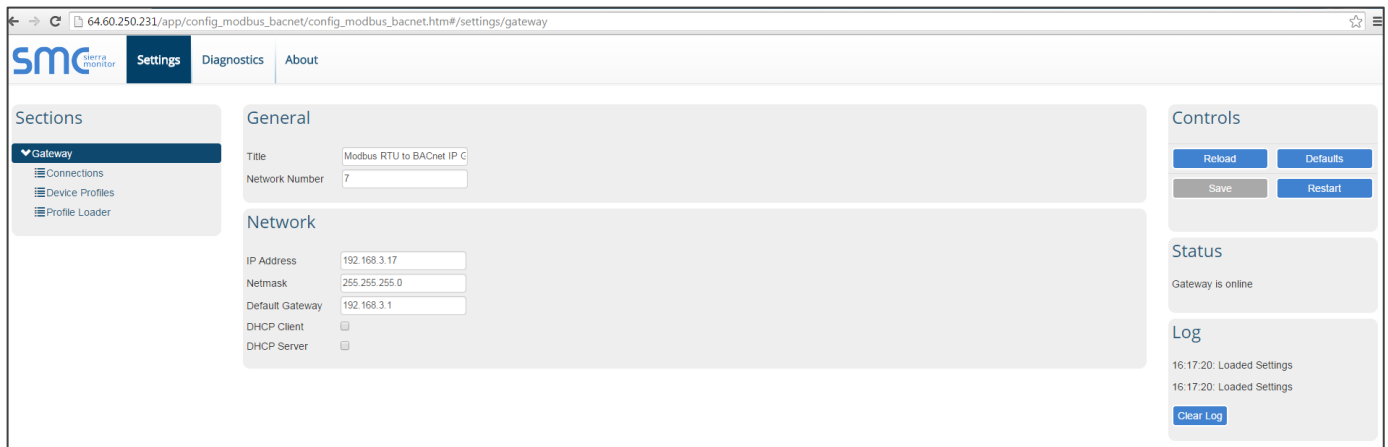
A key benefit for the Integrator is minimal configuration time, minimized commissioning costs and simplified training and start-up operations!

### EZ Gateway Solution

- ✓ Protocols supported
  - Modbus RTU
  - Modbus TCP/IP
  - BACnet MS/TP
  - BACnet/IP
- ✓ Any combination of the two Modbus protocols can be selected to connect to either of the BACnet protocols.
- ✓ No additional software needed to configure the EZ Gateway.
- ✓ Supports up to 250 or 500 Modbus registers.
- ✓ BACnet COV support provides fast data communication while reducing the traffic over a BACnet network.
- ✓ BACnet BBMD Server support for connecting to remote BACnet networks.
- ✓ Supports virtual nodes allowing each Modbus device connected to a single EZ Gateway to be seen as a separate device on the BACnet network.
- ✓ Easy to configure via the Web Interface.
- ✓ Diagnostics of the devices connected to the EZ Gateway can be seen via the Web Interface.
- ✓ Modbus TCP/IP offers concurrent polling of devices to ensure a quick response.
- ✓ Modbus tried & tested driver.
- ✓ BTL approval marked.



BACnet® is a registered trademark of ASHRAE.



## Configuration

The Web Interface is used to configure the Modbus and BACnet connections, and then profiles are created for each Modbus device to be connected to the EZ Gateway. The profile can then be used for additional connections on this EZ Gateway or other EZ Gateways. The profiles can be shared amongst anyone using the EZ Gateway

### Environment

**Operating temperature:** -40 to 75°C (-40 to 167°F)

**Relative humidity:** 5-90% RH non-condensing

### Power Requirements

9-30VDC or 12-24VAC

**Current draw:** @ 12V

**FS-EZGWX-MOD-BAC:** 240 mA

### Physical Dimensions

**H x W x D:** 4.5 x 2.9 x 1.6 in. (11.5 x 7.4 x 4.1 cm)

**Weight:** 0.4 lbs (0.2 Kg)

**Input voltage:** 24 VDC nominal: 10-30VDC

### Other

**Configuration/Diagnostic utilities**

**Capacity:** 250 points FS-QS-11XX  
(500 points FS-QS-12XX)

**Table, Wall or DIN rail mount**

### Communication

**Baud:** 4800, 9600, 19200, 38400, 57600, 115200

**Start Bit:** 7, 8

**Stop Bit:** 1, 2

**Parity:** Even, Odd, None

**Ethernet:** 10/100 BaseT MDIX

### Approvals

**TUV Approved** to UL 916, EN 60950-1, EN 50491-3  
and CSA C22.2 standards

**BTL Mark**

**RoHS Compliant**

**GOST-R Certified**

**CE and FCC**



\*Specifications subject to change without notice

## Ordering Information

EZ Gateway is available in multiple driver configurations. Check the website ([www.sierramonitor.com](http://www.sierramonitor.com)) for specific part numbers.

✓ FS-EZ1-MOD-BAC 250 Points

✓ FS-EZ2-MOD-BAC 500 Points

## Options

The Accessory Kit consists of a power supply, Ethernet cable, Screwdriver, DIN Rail Mount, and USB flash drive of all manuals, data sheets, Discovery tool and ENotes.

✓ FS-8915-36-QS Accessory Kit, 110/220V